

3101 Piatto Black - NEW\*

**Beautifully superior.**

Designed by nature. Perfected through innovation.  
Find your quartz surface at [caesarstoneus.com](https://caesarstoneus.com)

*\*Featuring an eased edge*

 caesarstone®

# Always on the cutting edge

Caesarstone surfaces can accommodate a variety of edge styles that suit many different kitchen and vanity designs. Within each category, there can be multiple options and some edge styles can be combined to enhance your unique style. Here are some of the most popular edge profiles.



## Square Edge

A square edge countertop features a soft square edge.



## Waterfall Design

With a waterfall design, the countertop is extended downwards at its ends.

---

### Bullnose Edge

A bullnose edge showcases a rounded countertop look.

---

### Ogee Edge

An ogee edge combines concave and convex arches.

---

### Bevel Edge

A bevel edge countertop incorporates a square cut at roughly a 45-degree angle.

---

### Miter Edge

A mitered edge is created when the corners of two slabs are cut to a 45-degree angle and seamlessly joined together.

---

### Eased Edge

An eased edge countertop has rounded square edges. Some people refer to it as a 'softened square' look.

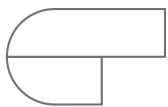
---

### Double Radius Edge

A double radius edge has two curves, one at the top and one at the edge.

---

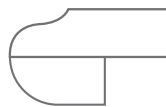
*Double Bullnose*



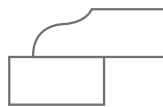
*Triple Bullnose*



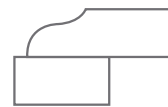
*Ogee Bullnose*



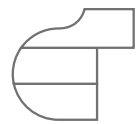
*Ogee Bullnose Step*



*Ogee Square Step*



*Triple Ogee*



*Bevel*



*Bevel Square*



*Miter*



*Eased*



*Double Radius*



Learn more at [caesarstoneus.com](https://caesarstoneus.com)